



Ottawa Valley Guild of Stitchery
NeedleNotes
 March 2009



A Chapter of
 The
 Embroiderers'
 Association
 of Canada

The **Ottawa Valley Guild of Stitchery** meets from September to June. Meetings are held on the third Wednesday of the month.
City View United Church, 6 Epworth Avenue, Ottawa at 7:30 p.m. to 10:00 p.m.

In this issue:

**Symbolism in Antique Samplers
 by Joyce Gill**

Page 4



1850 Silkwork
 Sampler,(HB)
 (Madelena Antiques)

Members Gallery

Page 6



Regular Features:

President's Ramble	Page 2
Library Report	Page 3
Membership Report	Page 3
Military Family Kissing Pillow Project Report	Page 5
Upcoming Events	Page 6
Programme Report	Page 8
Workshop Report	Page 8
Marion Parry Scholarship Information	Page 9
Marion Parry Scholarship Application	Page 10
Advertisements	Page 11

**Gadget Happy
 by Lynne Demmery**

Page 7



**OVGS CONTACTS
2008 – 2009**

President

Jane Boyko
president@ovgs.ca

Vice-President

Margo den Haan
vice_president@ovgs.ca

Past-President

Carole Van Die
past_president@ovgs.ca

Treasurer

Jim Cripwell
treasurer@ovgs.ca

Secretary

Pamela Bujold
secretary@ovgs.ca

Programme

Madeline Basta
MaryAnne Toonders
programme@ovgs.ca

Workshop

Claire Todd
workshop@ovgs.ca

Membership

Leslie Crepin
membership@ovgs.ca

**Communications &
Newsletter Editor**

Stacy Finkelstein
editor@ovgs.ca

Newsletter Distribution

Donna Edwards

Library

Pamela Keetch
Rita Rottman
library@ovgs.ca

Archivist

Jane Boyko

Webmaster

Elaine Tessier
webmaster@ovgs.ca

Official OVGS email

ovgs@hotmail.com

Mailing Address

121 Mountbatten Ave
Ottawa, Ontario
K1H 5V6

Website

<http://www.ovgs.ca>

PRESIDENT'S RAMBLE

By Jane Boyko

Spring is coming up on us quickly now. Soon some of us will be too busy for stitching as we will be cleaning our houses and getting our gardens ready for summer. I don't know how many people are planning on going away this summer but I hope you start your season by attending Seminar this May in Kingston. This Seminar promises to be very exciting with many top notch classes. Please also consider entering your work into any of the various shows and competitions.

I hope that everyone has been enjoying this year's programme as much as I have been. I am looking forward to seeing a wide variety of works, finished or in progress, at our March meeting or at a later date. I certainly hope that I have my Temari ball nearly finished at that point.

Our upcoming workshop on March 21 has one more space available but I am sure that one of you really wants to take it. I find it a great get-away-from-it-all weekend when I get to stitch with everyone else.

We are looking for new members for the Executive Committee. If you are interested please speak to any Executive member and let us know. If you aren't sure but might be interested please feel free to come out to some meetings or even shadow one of us. We are happy to share.

I also want to take a moment to encourage members to apply for the Marian Parry Education Scholarship. This is a great opportunity for members to take either an EAC course or Seminar workshop and get a portion, or all, of the fees supplemented.

Last but not least, I want to take this time to remind you that there is still time to participate in the President's Challenge – a Canadian Cottage tea cosy. I am really looking forward to seeing the results. Also please remember that for those who wear their name tags at meetings to put their name into the draw for a \$35.00 *Books for You* gift certificate.

Looking forward to the spring and end of the snow.

Jane

Newsletter Advertising and Rates: *Needle Notes* is published four times per year: September, December, March and June. All advertisements are payable on submission either in cash or by cheque. Please make cheques payable to the Ottawa Valley Guild of Stitchery. Submission deadline for the June 2009 issue is May 15. Contact Stacy Finkelstein at editor@ovgs.ca

Advertising rates per issue: Full page- \$25.00; Half Page – \$15.00; Quarter Page – \$11.00, or Business Card – \$8.00

The Ottawa Valley Guild of Stitchery is a non-profit organization to encourage and promote the practice and knowledge of the art of embroidery in all its forms. This organization provides monthly meetings, chapter newsletters, special day and/or evening workshops, lending library within the Guild, and membership in the national organization, the *Embroiderers' Association of Canada*.

The Embroiderers' Association of Canada, founded in 1973, is the parent organization of the *Ottawa Valley Guild of Stitchery*. As a member of the OVGS one automatically becomes a member of the Embroiderers' Association of Canada, which entitles the member to the Association's book, slide and video libraries; study portfolios; books on crewel, counted thread and canvas embroidery; individual and group correspondence courses in embroidery techniques from basic to advanced levels; *Embroidery Canada* magazine, four issues yearly; workshops and seminars; and exhibitions, competitions and awards.

BOOK BITS FROM THE OVGS LIBRARY

By Pam Keetch and Rita Rottman

Now that the hustle and bustle of the holiday season is over for another year, it's a great opportunity to try something new or explore your own creativity on these dark winter evenings. Here are a couple of books that you may find of interest.

Sources of Inspiration by Carolyn Genders

Although this is not an embroidery book – it is written by a ceramist and contains photographs of ceramic pieces – there are many wonderful inspiring images in it that can fuel the imagination and get your creative juices flowing. The book is divided into sections such as pattern and colour, architecture and geometry, landscape, and texture and surface. Within each section are photographs that have inspired the author as well as line drawings, and colour samples. The beautiful photographs show interesting patterns and use of light and shadow in both manmade and natural environments and could certainly provide motivation for use in embroidery pieces. The text of the book is the author's discussion about her designing process and those of other ceramic artists.

Gardening with Silk and Gold – A History of Gardens in Embroidery by Thomasina Beck

This book explores the influences and relationship between gardens and historical needlework. The chapters are based on historical periods i.e. Elizabethan Gardens, Stuart Gardens and Georgian Gardens and conclude with sections on 20th Century gardens and ideas for embroidering gardens. There are many beautiful photographs, often in colour, of both modern and historic pieces. The text discusses the role that gardens played in history, needlework designs, art and society. This book would be of interest to anyone who enjoys reading about history, gardens and needlework. Even though there are no patterns in the book, many of the images could be adapted or become the inspiration for a unique piece of embroidery.

Happy stitching!!!

Pam and Rita

MEMBERSHIP CORNER

By Leslie Crepin

A reminder to everyone who is due to renew their membership by 1-May-2009 that your membership renewals should be in to me at the March meeting, or in the mail to me this month, so that I can process and send your renewal to EAC in time. Remember that dues have increased by \$10.00, to \$65.00 for regular members and to \$30.00 for dual memberships. The forms on the web site have been updated to show the new fee.

You may use the form at the end of this newsletter or you may download the membership form from the OVGS website at: http://www.ovgs.ca/Website/pdf files/membership_and_waiver.pdf.

If you wish to mail your form and check directly to me, send it to the address below - remember, do not send cash in the mail, checks only please.

Ottawa Valley Guild of Stitchery
Membership Chairperson
6301 Fortune Drive
Orleans ON K1C 2E5

If you don't remember your EAC membership number, don't worry, I can add it to the forms as I receive them.

Remember that many of your membership questions are answered on our Frequently Asked Questions page on the OVGS website at: <http://www.ovgs.ca/faqs.html>.

To our Readers: We have been given permission to feature a short series of articles from Symbolism in Antique Samplers by Joyce Gill. This series has appeared in the Lady's Slipper Needle Arts Guild newsletter. I hope you enjoy them.

SYMBOLISM IN ANTIQUE SAMPLERS (Part 3)

by Joyce Gill

People and figures appeared in many samplers of all ages.

Adam and Eve are possibly the most popular and can be seen in many forms. They may represent marriage or good versus evil.

Boxers are a strange pair of little figures appearing in many forms mostly in 17th century samplers. They may be derived from Greek or Roman cupids or some other form of lovers exchanging gifts. The symbolism has been lost over time.

Angels are often seen in samplers. They are said to symbolize a Messenger of God.

The **Spies of Canaan** or Grape Bearers represent Joshua and Caleb who were sent into Canaan as spies by Moses. They have come to symbolize Jews and Gentiles and the hanging grapes, Christ crucified. Personally I think they just represent the actual story, as the spies apparently told of bunches of grapes that were so large that it took two men to carry them.

The two **symbols** that are seen most often are hearts and crowns.

Hearts are used to symbolize love, or divine love.

Crowns represent eternity in German samplers, monarchy in British samplers, and sovereignty and fidelity everywhere. They are often seen on marking samplers to denote the rank of the owner.


Many sampler stitchers included trees in their design. Again I wonder if this was because they were so familiar with them as part of the landscape, or whether they were actually symbols. The **fruit tree** is said to represent temptation and evil, as in the Adam and Eve motif. (See above) An apple tree with seven apples on an American sampler is said to symbolize the seven deadly sins.

The **Weeping Willow** represents sorrow and bereavement and was seen first on samplers around the time of the young death of Princess Charlotte, only child of King George IV. It continued to be used on family record and commemorative samplers.

This is only a sampling of the symbolism that is attributed to figures found in samplers. If I seem a bit skeptical about the attributed meanings, it may be true. I'm viewing the idea from a modern perspective. In earlier times when many of the population might not have been literate, pictorial representation of moralistic ideas might well have been very important. Not all of the sampler-stitchers would be looking at this aspect but it might well have been a part of their lives that was very important. What a shame that we will never be able to ask Jane Bostocke why she included grapes, strawberries and roses in her 1598 sampler.



1654 Sampler,(43.275) MFA, Boston



1738 Marking Sampler (Barnett) MFA, Boston



Mercer Memorial Sampler
(<http://www.nfmuseum.com/notes14.htm>)

MILITARY FAMILY KISSING PILLOWS – 2008 PROJECT CONTRIBUTORS

By Lynne Demmery and Kate Dinsmore

We would like to thank and acknowledge the following for participating or donating material/services to us in 2008:

A Needle Pulling Thread Magazine (Raffle - Subscription)

Angela Edwards, Curran, ON (Photography)

Arrowsmith Needle Arts Guild, Qualicum Beach, BC

Bev Côté, Gatineau QC (Finishing)

Bob Crepin, Ottawa, ON (Translation)

Boethek Guild, Grandfalls/Windsor, NL

CANUS Plastics, Ottawa, ON – Fred Rendell, President (Plastic Bags)

Chickadee Chapter of Needlearts, Moncton, NB

Copiexpert Plus, Gatineau, QC – Lorne Johnston (Red Tags)

Dee Jeffries, Ottawa, ON (Finishing)

EAC Youth Embroiderers’ – “Jessica – National Youth Member”

EAC Youth Embroiderers’ – Carol Storrie, Regina, SK

EAC Youth Embroiderers’ – Les Belles Brodeuses, Hudson, QC

EAC Youth Embroiderers’ – The Tangled Threads Guild, Nanaimo, BC

Elaine Tessier’s Stitching Group

Embroiderers’ Guild of Fredericton and Faith Cormier, Fredericton, NB

Embroiderers’ Guild of Peterborough, Peterborough, ON

Embroiderers’ Guild of Victoria, Victoria, BC

Gail Burgess and her International Email Stitching Group

Grade 9 Family Studies Class at Adam Scott Collegiate, Peterborough, ON

Hartman’s, Your Independent Grocery Store, Ottawa, ON –

Janet Kennedy, Community Kitchen Coordinator (Space for our Finishing Days)

Island Treasures Needleart Guild, Somerside, PEI

Janette Paterson, Gloucester, ON (Stitching)

Judy Taylor, Ottawa, ON (Finishing)

Lakeshore Creative Stitchery Guild, Montreal, QC

Leslie Wilson, Ottawa, ON (Finishing)

Marigold Guild of Needle Arts, Truro, NS

Odette Gaudet, Moncton, NB

Okanagan Guild of Needlearts, Kelowna, BC

Pine NeedleArts Guild, Nipawan, SK

Prairie Pacific Region National Chapter – Jennie Wolter, Director

Rochelle Handelman’s Work Stitching Group, Ottawa, ON

Sandra Bayne’s Yahoo Stitching Group, Ottawa, ON

Semiahmoo Guild of Needlearts, White Rock, BC

Shelly Jones-Penny, Merrickville, ON (Raffle – Doll)

Yukon Guild of Needlearts, Whitehorse, Yukon

Special Thanks go to:

Geraldine Trappey, of the Yellow Rose Chapter of the EGA, Houston, Texas, USA for her love, support and assistance with our project.

Lynne Majeur-Cleroux, Deployment Coordinator for the National Capital Region’s, Military Family Resource Centre with her assistance in delivering our pillows to the Military families in Ottawa and beyond.

All the people who donated to the project but did not want to be publicly thanked.

All OVGS Members who have donated supplies and money for supplies, and/or who helped stitch, sew, turn inside out, stuff and/or close up pillows. Thank you to those members who passed along pillows to deployed family and friends, and to everyone for their love and support the project as a whole.

Last but not least, thank you to the families of the deployed who received our pillows, giving them love and comfort.



We hope we have named all our contributors for 2008. We apologize in advance if we’ve missed your name in our list of contributors. If we’ve missed you, drop us a line and let us know.

To our Readers: Members Gallery is a new series allowing OVGS members to showcase their work. Photos may be submitted (with or without descriptive text) to editor@ovgs.ca

MEMBERS GALLERY

Rochelle Handelman

“Original embroidery on paper designs which I am calling my Canadiana collection.”



UPCOMING EVENTS

EAC Seminar 2009 ~ Thousand Islands Thousand Stitches

Kingston, Ontario ~ May 19 - 27, 2009

“The Embroiderers' Association of Canada, Inc. and the Cataraqui Guild of Needle Arts are looking forward to welcoming you to Kingston, Ontario, for the ‘Thousand Islands Thousand Stitches’ Seminar of 2009.

The host guild was established in 2002 and is a teaching guild. It is therefore most appropriate that there will be embroidery teachers from across the globe here in Kingston teaching you more about the topic you love in a warm supportive environment. We are excited to have some truly spectacular instructors with beautiful projects for Seminar 2009, covering beginner through to advanced levels of expertise in a variety of techniques. The NeedleArts Forum to be held at the end of Seminar will provide yet more opportunities to expand your horizons.”

For more information, please visit <http://www.eac.ca/Seminar/2009/2009homepage.htm>

Festival of Quilts (Ottawa Valley Quilt Guild – Quilt Show 2009)

Ottawa, Ontario ~ May 8 - 10, 2009

As described on their website: “You are invited, together with your family and friends, to join us for the most vibrant collection of fibre art and fibre art suppliers in a beautiful setting. This show features hundreds of colourful quilts that will be judged by you and by experts. The board and committee members have worked long and hard to ensure the 2009 show will be wonderful with something for everyone. We look forward to exhibiting all the beautiful quilts that our members have created – it is always a delight to see the outstanding workmanship and artistry that goes into each and every one.”

For more information, please visit <http://www.ottawavalleyquiltersguild.org/quiltshows/festival2009/index.html>

Gadget Happy

By Lynne Demmery

My next favourite gadget, I actually came across this while I was on holiday in Seattle by accident a couple of Christmas' ago. I was in Joanne's fabrics one day with my friend Lynda and found this in the Quilting Section (I have since seen it at a couple of Quilt stores, while attending the Signatures show). Quilters have great gadgets too you know. It's called the Fabric Folding Pen by Clover.

It was a great trip and I had lots of fun with my friend Lynda, considering this was her first Christmas divorced, and her kids were spending Christmas day with their dad, but that's another story.

She was extremely patient with me, considering she's not a stitcher of any sort. I forgive her for that fact, and I still love her dearly, no matter what. After all we've been best-friends since we were 12 years old and starting High School for the first time, just outside Montreal. I can't tell you just how long ago that was, without disclosing my age, though I've been told I don't look my age. But I can tell you, it's been quite a while.

The description given on a website I found when looking for a picture of it was:

Clover Fabric Folding Pen

Fabric Folding has never been easier with the help of Clover's New Fabric Folding Pen. Simply add water with a mixture of 4 drops of Clover's concentrated marking solution into pen, draw lines on fabric then fold. No pressing required! Makes folding fabric for patchwork, origami quilting, sewing and other handcraft easier.

The average cost I found was from \$11.00 to about \$14.00, depending on where you go for it. I think I paid about \$13.00US for it. I soon discovered it was worth it, to me.

The reason I'm showing this to you for needlework is I found another purpose for it besides folding. When I was taking a Mountmellic workshop last year with our teacher, Erma Scrimgeour, from the Lakeshore Guild in Montreal; we had used a blue water soluble marking pen to transfer the pattern onto our heavy Mountmellic fabric. Well, as you stitch over the blue markings, it really detracted from the actual work you did so, instead of using the solution that came with this pen, I replaced it with regular tap water. Using it that way, I ran the pen over the blue markings and they disappeared and you got the real effect of all that white cotton thread. It works wonderfully. I did notice however some of the blue sort of ran on the fabric, but that was easily removed when I did my final wash of my piece. It did overall give me the effect I wanted and the gratification of how pretty the piece actually looked before the final washing.

Remember, if you have a gadget that you think others will like, that's usual, let me know, maybe I'll add it to my collection and write a review so others can add it to their collections too.



PROGRAMME REPORT

By MaryAnne Toonders and Madelaine Basta

Please remember: If you want to take one of the classes offered in the balance of the 2008-2009 programme, make sure you put your name on the sign-up sheet so the teacher will know the number of course materials to prepare. As much as we would like to accommodate you, it is not always possible to add another person to a class the evening it is being taught. If you are going to miss a meeting, ask another member to sign up for you or contact MaryAnne or Madelaine to get your name on the list, so you won't be disappointed.

We appreciate the feedback you have been giving us on the programme. Many of you have told us that at some meetings this year and last, there were two or more classes you wanted to take so it was hard to choose. This suggests that next year we should cut down on the number of classes being run simultaneously and perhaps offer to repeat some past classes. We will be asking all members to complete a short survey that will give you the opportunity to express your opinion on these and other programme issues. In addition, if there is a specific technique you would like offered, let us know. We will try to work as many of your suggestions as we can into plans for 2009-2010.

MaryAnne and Madelaine

2009	Classes					
	Crazy Quilting	In the Round	A Passage to India	Textile Surfaces	Elements and Principles of Design	Seasonal Stitching
March	Show and Tell					
	Ribbon Work	Temari Balls	Phulkari (overall design)	Painted Steam a Seam	Contrast	Blackwork Tree
April	Beading	Smocked Ball	Kashidakari (floral)	Machine Embroidery	Emphasis/Dominance	Schwalm Tulip
May	Finishing	Other Ball	Zardosi (metal thread)	Machine Embroidery	Unity/ Harmony	Stumpwork Flower
June	Show and Tell and Full Course Potluck Speaker: To be announced					

WORKSHOP REPORT

By Claire Todd

The Spring workshop on March 21st, 2009:

Karen Goetzinger is teaching the ancient art of stitching traditional Sashiko motifs on aizome (indigo-dyed cotton).

To all people taking this workshop, please note that the room has been changed from St Peter's to Bank, same floor at the top of the stairs. We still have access to the kitchen.

There is room for one more person in the class, so if anyone else is interested, please call Claire Todd at 824-5609 to register.

Thank you!

MARIAN PARRY EDUCATION SCHOLARSHIP

- ◆ The Ottawa Valley Guild of Stitchery offers an education scholarship named in honour of the late Marian Parry, one of the founding members of the Guild and its first president. The Marian Parry Education Scholarship is aimed at promoting the art of embroidery through education and is offered to all OVGS members in good standing.
- ◆ The scholarship for 2008/2009 has an approximate value of \$425 to be awarded as two grants, one grant of \$300 and another of up to \$125. Scholarship grants must be used within the same membership year as awarded.
- ◆ The \$300 grant may be applied toward registration for an Embroiderers' Association of Canada (EAC) Seminar workshop.
- ◆ The grant of up to \$125 may be applied towards an EAC correspondence course or an OVGS workshop.
- ◆ Applications must be submitted to the Scholarship Committee by the date indicated below. The successful applicants will be determined by the Selection Committee and approved by the Executive.
- ◆ Successful applicants will be required to submit a brief evaluation report to the OVGS Executive within one month of attending the Seminar or OVGS workshop or completing the correspondence course. They will also be required to share their experience with other members of the Guild by giving a short presentation (this could be at "show and tell") or writing an article for the OVGS newsletter* at a time to be agreed upon with the Guild executive.

(*NOTE: The required report on the seminar and the submission, (i.e., a paper or report) will be submitted to the Chairperson of the Award Committee for forwarding to the Executive before printing in the OVGS Newsletter.)

DEADLINE FOR APPLICATIONS IS MARCH 31, 2009

GUIDELINES FOR APPLICATION

1. Please be as detailed as possible when completing the application form. List all needlework-related courses and workshops including formal education, if applicable.
2. If you have examples of needlework or photographs of previous work, you may include them as part of your submission.

Applications should be forwarded to the Chairperson, OVGS Scholarship Committee. Please contact ovgs@hotmail.com for information on where to mail your application and with any questions regarding the application form or the guidelines.

Please note that all OVGS members are invited to apply whatever their needlework skill level.

Good luck to all applicants.

MARIAN PARRY EDUCATION SCHOLARSHIP
APPLICATION FORM

Please give a short summary of your background and interest in embroidery or related needle arts. If more space is required, please add additional pages as necessary. If you are a beginner with no experience, please indicate this. Applicants are not judged based on their experience.

Briefly indicate how this workshop or course will benefit you.

This application is for: _____
Name of EAC Seminar Workshop, EAC Correspondence Course or OVGS workshop

Please indicate the method by which you will share the experience with the Ottawa Valley Guild of Stitchery:

_____ Short Presentation _____ Article for Newsletter* _____ Other (indicate) _____

(*The required report on the seminar and the submission, (i.e., a paper or report) will be submitted to the Chairperson of the Award Committee for forwarding to the Executive before printing in the OVGS Newsletter.)

I hereby apply for the above scholarship award and, if successful, agree to provide an Evaluation Report and share with the guild members the experience gained, in the manner agreed upon with the Executive of the Ottawa Valley Guild of Stitchery.

Name: _____

Address: _____

Phone #: _____

Signed

Date

Free samples from Dover

Dover Publications produces some amazing art and design books – including many embroidery and craft techniques!

Recently, Dover has been offering free samples from their books by entering your email address on their website. Each week they will then send you a link to the free designs which can be downloaded and printed.

For more information, or to sign up, go to <http://www.doverpublications.com/sampler3/>


Debbie's Cross-Stitch

Kits Books
Fabrics cut to size
and much more
830-9160



1730 Bonaventure Terr, Orleans K1C 1W4






Framing & Art Centre

1 Stafford Road (Bells Corners) Nepean, ON K2H 9N5 Tel: (613) 829-8732 Fax: (613) 829-5091	300 Earl Grey Drive (Kanata Centrum) Kanata, ON K2T 1B9 Tel: (613) 599-7009 Fax: (613) 599-6313
--	---

Mon. - Wed. 10:00 - 6:00
 Thurs., Fri. 10:00 - 8:00
 Saturday 10:00 - 5:00

www.framingartcentre.com
 email: frameartnepean@on.aibn.com



Knit One, Stitch Too!

your needlework & knitting supplies store
www.knitonestitchtoo.ca



formerly Cross-Stitch Cupboard

- ❖ **Cross Stitch**
1000s of designs
100s of bolts of fabric
- ❖ **Threads & Fibres**
Full line of DMC, Sampler Threads, Weeks Dye Works, Kreinik, selected Rainbow Gallery, Caron Collection, Dinky Dyes, River Silks & more ...
- ❖ **Needlepoint**
Traditional Canvases, Special Orders on Kits by Elizabeth Bradley & Beth Russell
- ❖ **Knitting** The home of fine yarns by S.R. Kertzer, Nashua, Shepherd, Louet, Lopi, Misti Alpaca, Estelle, Swallow Hill Creations, Sweaterkits, and more...
- ❖ **Punchneedle**
- ❖ **Custom Framing** ▶ We specialize in Needlework

Come visit us at
100 Gloucester
Ottawa, Ontario K2P 0A4

Website
www.knitonestitchtoo.ca
We ship across Canada & Worldwide

Phone: **613-729-9744**
Toll Free: **1-800-207-1906**
Fax: **613-729-0212**
E-mail: info@cross-stitch.ca

“Books for You”

Large selection of Needlework Publications
For a catalogue contact us at:
"Books for You"
R.R. # 1
Edwards, ON, K0A 1V0
or call at:
1 800 282 4502
fax 613 821 2661
email: booksforyou@magma.ca
website: www.booksforyou.ca

(OVGS MEMBERS RECEIVE A 6% DISCOUNT)